

	PO address	PO Box 3410 Helensvale Town Centre Q 4212
	Phone	07 5519 5200
	Fax	07 5519 5276
	Email	office@parklakess.eq.edu.au
	Website	www.parklakess.eq.edu.au

Principal's foreword

Introduction

During 2008 the Park Lake State School community (staff, students and parents) worked collaboratively to establish our school during the foundation year. Data collected throughout the year will provide the foundation for our future planning and growth. We have an exciting time in front of us as we continue to provide for the individual needs of our students and create a strong and vibrant learning environment.

Future outlook

Based on data collected throughout 2008 we will be aiming to see improvements in the understanding of all students in the areas of literacy and numeracy. As a new school we now have a clearer picture of the needs of our students and specific programs to support them into the future. We will be developing our programs for Gifted Education as a priority in 2009 again aiming to support each student at their current point of development.

Our staff profile

School Profile

Park Lake State School is a coeducational facility catering for students in Prep to Year 7. In 2008 we opened with an enrolment of 212 and completed the year with 245. This growth is expected to escalate as development continues in the area.

Curriculum offerings

Our distinctive curriculum offerings

- Multimedia studies in the areas of animation and movie making.
- Japanese for Years 4&5 as a cultural studies subject and for Years 6&7 as a language development subject.
- Environmental Education

Extra curricula activities

- Junior and Senior Choir
- Chess Club

How computers are used to assist learning

Computers are used extensively across the learning environment to enhance student understanding and engagement with the curriculum. All teaching and learning spaces have interactive whiteboards and our school is wirelessly networked. Each classroom has laptops and desk tops available to the students as well as a bank of desk tops available in the Resource Centre. We have a chroma-key room which is utilised to teach students about claymation, digital image manipulation and movie making. There are many digital cameras, digital video cameras and other digital devices available to both staff and students.

Social climate

During 2008 we focused on creating a family atmosphere within the Park Lake State School community, parents were encouraged to be a part of our school community and to participate in a wide variety of activities. We held functions aimed at promoting community and published many articles in the school newsletter promoting our school values and beliefs. Social skilling programs were utilised across the school to ensure that all students and staff were aware of the expectations to be upheld in our school. To support the notion of community we have focus our whole school on being Australian, this is particularly important due to the multicultural nature of our family members. Our buildings are named after Australian native plants, our student house groups are named after Australian native animals and our class groups selected their own names based on something to do with Australia.

During the last term of 2008 we began exploring a program called You Can Do It! as a way to develop essential foundations within all of our children, the program focuses heavily on five foundations; Resilience, Confidence, Getting Along, Organisation and Persistence. The program is to be introduced during 2009.

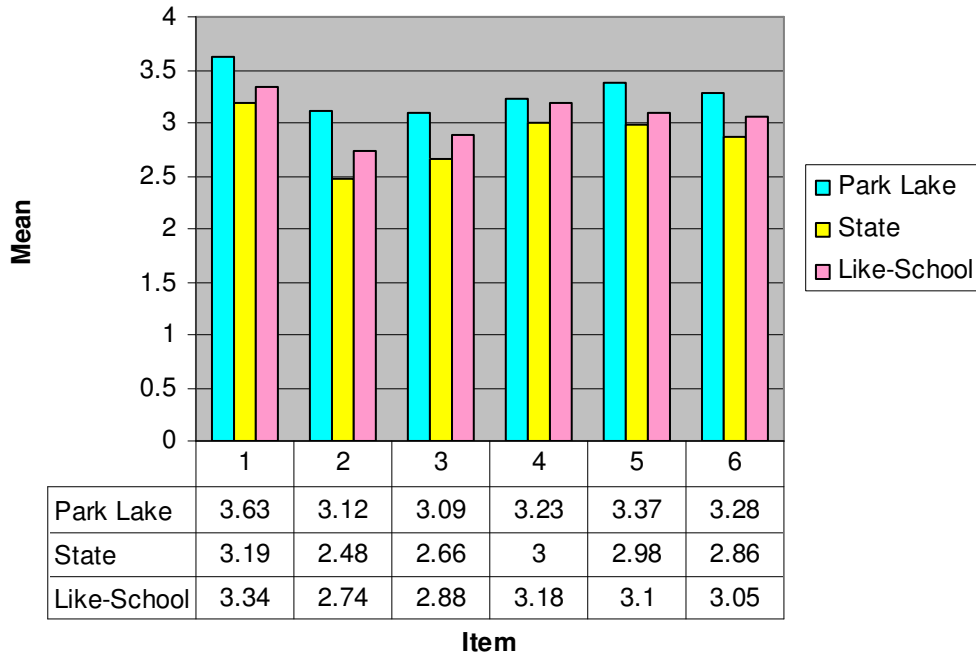
Our School Survey data reflects some good results in the area of School Climate. Parent surveys indicate that we are rated statistically above the State and Like-School means in several areas and in the overall rating of School Climate. In all other areas we are above the State and Like-School means but not by a statistically significant margin. Students also rated the school above both the State and Like-School means in all areas and statistically above in relation to satisfaction regarding student behaviour and overall in relation to the State mean. These are fantastic results for our school in our first year of operation and are a reflection of the unity being developed across the whole school community.

Below is a table representing the questions asked in the School Climate area of the Parent School Opinion Survey. Scores in the range 2.41-3.20 indicate satisfaction, those in the range 3.21-4.00 indicate parents were very satisfied. As can be seen, four of the five areas indicate parents were very satisfied and the remaining two were well into the satisfied range. The questions answered are listed below, also indicated is whether the school mean was statistically above the state/and or the like-school mean.

How satisfied are you:

1. that your child is happy to go to this school? Above state and like-school means.
2. about the behaviour of students at this school? Above state and like-school means.
3. with student discipline in the school? Above state mean.
4. that your child is safe at this school?
5. that your child is treated fairly at this school? Above state mean.
6. overall rating for school climate. Above state and like-school mean.

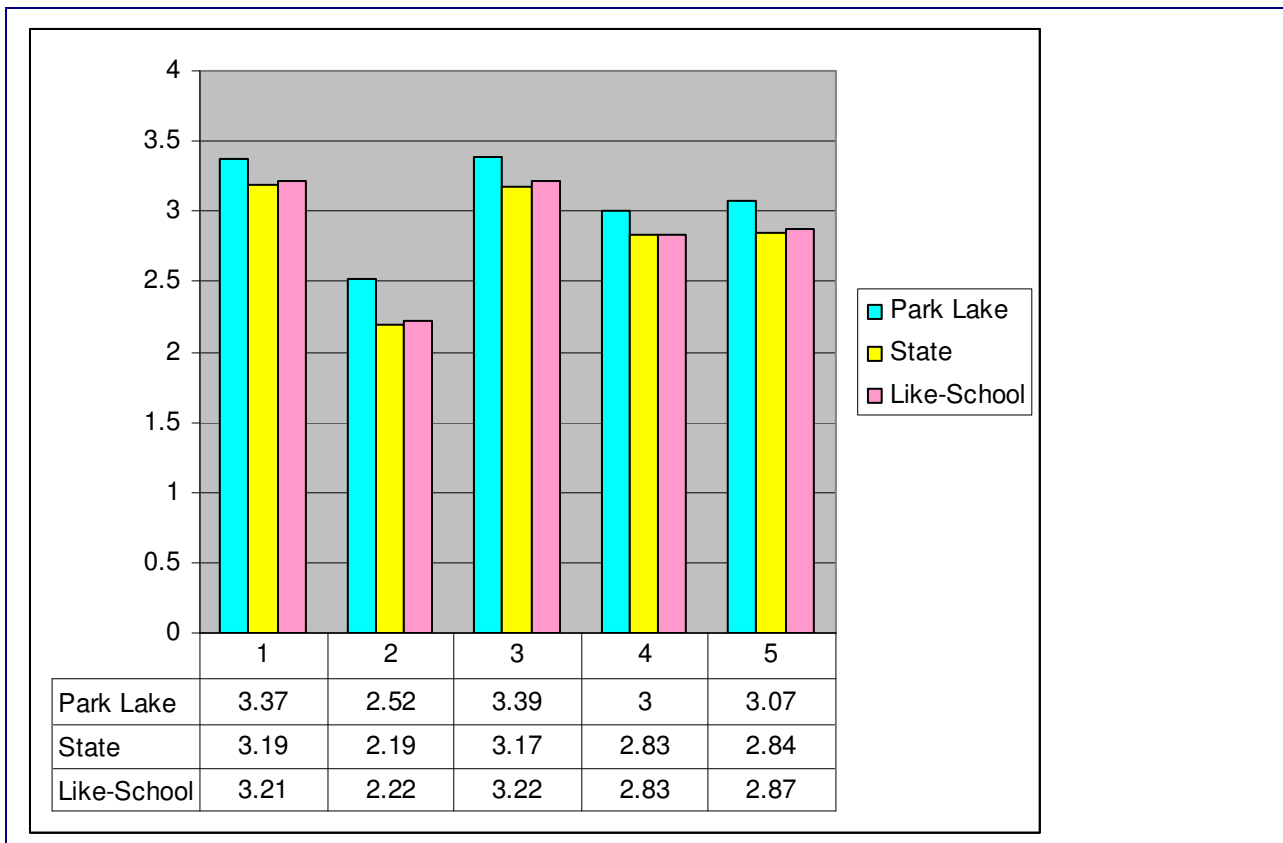
Parent School Opinion Survey School CLimate



Below is a table representing the questions asked in the School Climate area of the Student School Opinion Survey, the students surveyed were all students in Years 5 and 7 at the time the survey was administered, August 2008. Scores in the range 2.41-3.20 indicate satisfaction, those in the range 3.21-4.00 indicate students were very satisfied. As can be seen, the students indicated they were very satisfied in two area and were well into the satisfied range for the remaining three areas. The student questions are listed below and an indication of whether the results were statistically above the state or like-school mean is included.

How satisfied are you:

1. that you are happy to go to this school?
2. about the behaviour of students at this school? Above state and like school means.
3. that you are safe at this school?
4. that you are treated fairly at this school?
5. Overall mean for School Climate. Above state mean.



Involving parents in their child's education.

Parents are to be found regularly in our school, helping in the classroom or canteen, organising activities, or contributing to meetings and program development, and are welcome to visit classrooms at any time. The input of parents is a valued asset of the school and contributes significantly to the overall warmth and openness of the school environment.

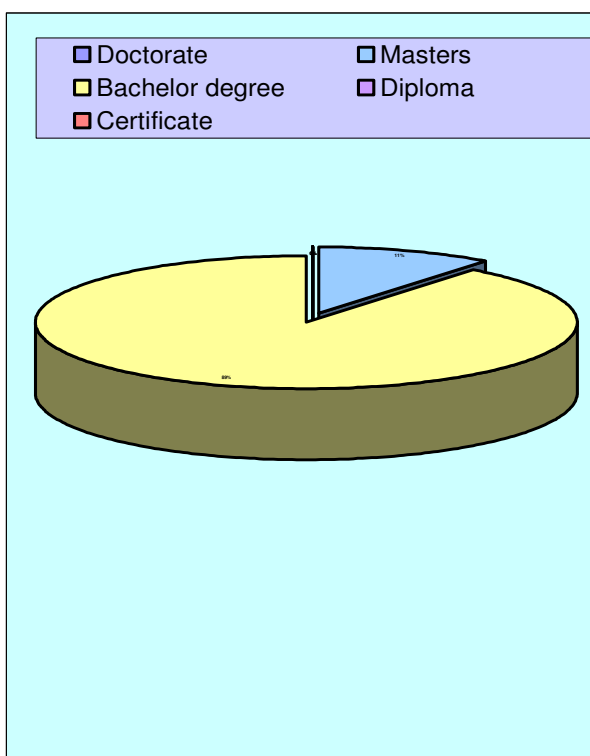
An active and caring Parents and Citizens' Association work hand-in-hand with a dedicated and professional staff to create the best learning experiences and environment for our children. The children for their part demonstrate a keenness to attend school, participate in activities and show a unique caring for the well-being of others within the school. The Parents and Citizens' Association is very supportive of school initiatives such as Sun Safety, Dress Code and Behaviour Management as well as providing substantial support across all key learning areas.

In the 2008 School Opinion Survey both parents and students indicated strong support for our school. The overall rating from parents across all questions is a mean of 3.16 which is strongly in the satisfied mean range of 2.41-3.21 and is statistically higher than the state mean of 2.90 and above the like-school mean of 3.01. Student overall satisfaction mean is 3.08, again well into the satisfied range, above both the state mean of 2.98 and like-school mean of 2.97.

Our staff profile

Qualifications of all teachers.

Highest level of attainment	Number of classroom teachers and school leaders at the school
Doctorate	0
Masters	2
Bachelor degree	17
Diploma	0
Certificate	0



Expenditure on and teacher participation in professional development.

- The total funds expended on teacher professional development in 2008 was \$23 595.00 .
- The major professional development initiatives are as follows:
 - Literacy
 - Behaviour Management
 - Numeracy
 - Smart Classrooms
 - ICT and Interactive Whiteboards
- The involvement of the teaching staff in professional development activities during 2008 was 100 %.

Average staff attendance

- For permanent and temporary staff and school leaders the staff attendance rate was 96% in 2008.

Our staff profile

Proportion of staff retained from the previous school year.

- From the end of the 2007 school year, 81% of staff were retained by the school for the entire 2008 school year.

Performance of our students

Student attendance

The average attendance rate as a percentage in 2008 was 94 %.

Key outcomes

National Assessment Program – Literacy and Numeracy (NAPLAN) results - our reading, writing, spelling, grammar and punctuation, and numeracy results for the Years 3, 5, 7 and 9.

Domain	Measures	Yr 3	Yr 5	Yr 7
Reading	Average score for the school	369	439	495
	Average score for Queensland	371.1	466.1	528.1
	For the school the percentage of students at or above the national minimum standard.	2008 85 %	79 %	85 %
Writing	Average score for the school	397	443	504
	Average score for Queensland	391.8	468.9	522.7
	For the school the percentage of students at or above the national minimum standard.	2008 94 %	88 %	84 %
Spelling	Average score for the school	368	446	509
	Average score for Queensland	366.7	462.0	528.0
	For the school the percentage of students at or above the national minimum standard.	2008 88 %	88 %	89 %
Grammar and Punctuation	Average score for the school	366	465	510
	Average score for Queensland	370.4	476.6	518.0
	For the school the percentage of students at or above the national minimum standard.	2008 85 %	96 %	95 %
Numeracy	Average score for the school	365	418	536
	Average score for Queensland	367.9	458.2	539.0
	For the school the percentage of students at or above the national minimum standard.	2008 88 %	83 %	100 %

Performance of our students

Results in the Year 2 Diagnostic Net	
	Percentage of students not requiring additional support
Reading	76%
Writing	88%
Number	79%

Value added

As a school we utilise multiple intelligence theory in conjunction with a multi-age philosophy to focus on the needs of individual students within the learning environment. Through this approach we are able to assist each student to reach their full potential and to develop their self-esteem and confidence to have-a-go at all tasks presented to them.

Parent, student and teacher satisfaction with the school

Students, Parents and Staff have all indicated a high level of satisfaction with Park Lake State School during 2008. Students indicated an 89% satisfaction rating to the question is 'this a good school?' To the same question parents indicated a 94% satisfaction rating. Staff indicated an 85% satisfaction rating to the statement 'This is a good place to work.' These are outstanding results for our first year of operation and we look forward to continuing to improve our operations and as a result our satisfaction levels.